

Simplex Intermediate shaft bearings

General description

- Oil-lubricated shaft bearing available for a wide range of applications
- Standard design
 - Housing: EN-GJL-200 (GG-20) cast iron
 - Bearing shell: lead or tin-based white metal
- Self-lubricating
- Reliable in any operational conditions
- Standard with a Pt100 temperature sensor
- Designed for easy installation and alignment
- 11 different sizes up to shaft diameter 1 040 mm



Advantages

Design

Damage-resistant design

Developed for an optimal ratio of bearing shell length to shaft diameter

Special advanced white metal lining process for highest possible bonding forces

Oil pocket design ensures optimized oil distribution even at low shaft speed

No spherical centre ring of the shells necessary

Installation

Easy and exact alignment by two adjustment screws, located at the bearing centre, combined with a short shell length → reduced risk of edge loading, often occurring in plain bearings

Delivered with essential accessories (set of chock-liner and anchor bolts)

Operation

Extremely low maintenance

White metal with optimum running properties under slow steam and emergency conditions

Lubricating ring on the shaft and a scraping device in the upper bearing half, supply the running surface with lubricating oil

Services

If necessary, replacement of the bearing shells is possible without removing the shaft

Worldwide service network and availability of spares



The Original

Design type 1:
Pedestal bearing



Design type 2:
Saddle bearing



Bearing shell type 1:
Plummer block

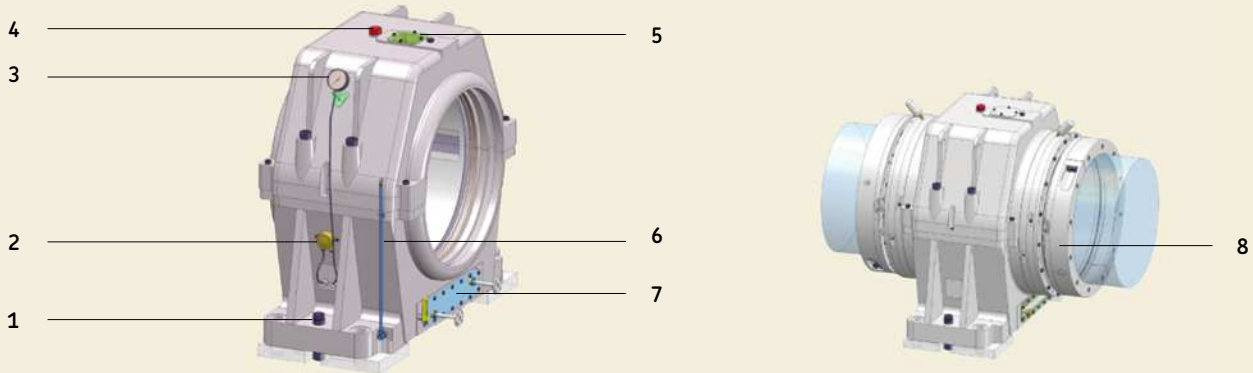


Bearing shell type 2:
Tunnel bearing




Bearing shell white metal option 1:
Lead based

Bearing shell white metal option 2:
Tin based




- 1 **Adjustment screw** – Exact positioning and alignment during installation
 - 2 **Remote temperature sensor junction box** – Connection to the ship's central alarm system
 - 3 **Dial thermometer case-mounted** – According to local space restrictions
Dial thermometer wall-mounted – According to local space restrictions
 - 4 **Direct forced lubricating oil connection** – For additional lube oil supply
 - 5 **Transparent cover** – Convenient visual control
 - 6 **Dip stick** – For lube oil level measurement
 - 7 **Cooling coil without flange** – According to local connection requirements
Cooling coil with JIS-flange – According to local connection requirements
 - 8 **Fulfilment of the SOLAS rules (safe return to port) by the Simplex seal system for bearing**
- **SKF Supergrip Bolts for any fitted shaft flange connection**
 - **External lubricating oil unit also suitable for hydrostatic lubrication** – Lubrication unit with temperature and pressure sensors – constant supply of fresh lubricant for reliable operation

Standard



Optional



SKF Marine GmbH

Hermann-Blohm-Straße 5
20457 Hamburg, Germany
sales@skf-marine.com

skf.com | skf-marine.com

© SKF and Simplex are registered trademarks of the SKF Group.

© SKF Group 2016

The contents of this publication are the copyright of the publisher and may not be reproduced (even extracts) unless prior written permission is granted. Every care has been taken to ensure the accuracy of the information contained in this publication but no liability can be accepted for any loss or damage whether direct, indirect or consequential arising out of the use of the information contained herein.

PUB 43/P2 14868/2 EN · May 2016

Certain image(s) used under license from Shutterstock.com.